

# STAUF

— seit 1828 —



## STAUF SGH 40

Fast hardening 2 component silicat reaction resin



### Technical Datasheet

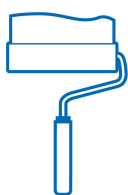
Product number	✓ 116500
Special features	✓ low odour ✓ easy to use ✓ fast setting
Application range	✓ Embedding or surface mounting of metal elements in concrete, terrazzo, stone, marble etc. ✓ rim-pull sealing of cement floor cracks ✓ Repair of steps made from concrete, stone or artificial stone. ✓ Sealing of cracked or hollow composite or heated screeds
Suitable sub floors	✓ sanded mastic asphalt screed ✓ concrete floors ✓ concrete walls ✓ calcium sulphate (flow) floors ✓ magnesite and plaster floors ✓ masonry ✓ stone, ceramic, terrazzo, tiles ✓ cement floors
Product properties	✓ good adhesion to various materials ✓ high strength ✓ solvent-free ✓ quick curing
Suitable cleaner	✓ STAUF Solvent cleaner ✓ STAUF Cleaning agent
Color	✓ colorless
Potlife	✓ 8–10 min.
Required quantities per m <sup>2</sup>	✓ Depending on quantity and size of local separations
Drying time	✓ approx. 30 minutes at 20 °C

Room climate at work site	✓ minimum 15 °C, maximum 75% rel. humidity, preferably max. 65%
Transport requirements	✓ not below 5 °C
Storage requirements	✓ not below 10 °C
Shelf-life	✓ 9 months
Ecode	✓ EC1-R plus
Available packaging	✓ resin: 444 g ✓ hardener: 354 g
Allocation article-no. hardener 2c	✓ 16510
Mixing ratio component A	✓ 1
Mixing ratio component B	✓ 1
Transport hazard category 2c	✓ -




## EXAMINATION OF SUB FLOOR

Prior to processing, the sub floor must be checked according to the standard DIN 18356, DIN 18365, DIN 18367 or corresponding national standards. The sub floor shall be examined according to the standards applying to the works to be executed (VOB or DIN) and the generally accepted rules of the trade. The sub floor shall be resistant to pressure and tension, free of cracks, must have sufficient surface strength, be permanently dry, level, clean and free of anti-adherents, sinter layers etc. In addition, porosity and grip of surface need to be checked. Also check moisture content and absorptive capacity of cement (flow) and calciumsulfate (flow) floors as well as room temperature, air humidity and sub floor temperature.



## SUB FLOOR PREPARATION

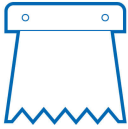
Ensure that the STAUF casting resin has sufficient adhesion by preparing the sub floor, i.e. sub floor has to be clean, must have sufficient surface strength and must be permanently dry.



## MIXING PROCEDURE OF COMPONENTS

Both components should be acclimated to working temperature (approx. 20 °C) before use. Add total amount of hardener component B into bottle with component A. Close bottle and shake it very well for at least 20 seconds until both components are mixed thoroughly. Always mix complete container content in order to ensure proper mixing ratio. Wrong mixing ratios will cause a loss of strength of the resin.

## PROCESSING




Widen the crack in the floor to approx. 5 mm using an angle sander, also cut the floor across the crack and install floor brackets. Pour the casting resin into the crack immediately after mixing and wipe off with smooth blade. After that the resin has to be sprinkled with quartz sand.

## ACCESSIBILITY



Further processing at 20°C approx. after 1 hour, fully accessible after 24 hours.

## LIMITATION OF LIABILITY



The foregoing representations are based on the results of our most current product and material testing and are of a non-obligatory advisory nature only since we have no control over the actual quality of workmanship, materials used and worksite conditions. As such, they do not constitute an express or implied warranty of any kind. The same applies to our commercial and technical consultation services which are provided free-of-charge and without obligation. Therefore, we strongly recommend that prior on-site testing be conducted to observe and study the suitability of the product for the intended purpose. With the release of this technical information, all prior technical information (technical data sheets, installation recommendations and other information regarding similar purposes) becomes invalid.

**STAUF KLEBSTOFFWERK GMBH** . Oberhausener Str. 1 . 57234 Wilnsdorf . Germany  
Fon: +49 (0) 2739 301-0 . Fax: +49 (0) 2739 301-200 . Email: [info@stauf.de](mailto:info@stauf.de)

29.05.2018 - 11:34:05